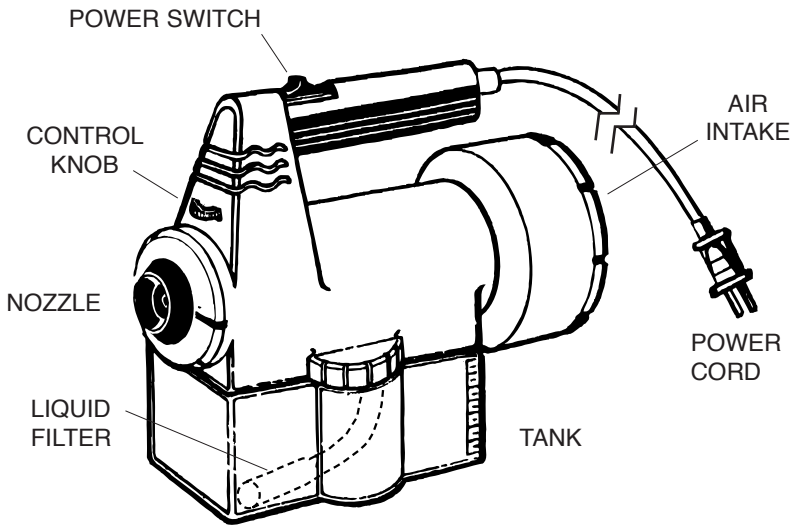


READ AND SAVE THESE INSTRUCTIONS

FOGMASTER *jr*

OWNER'S MANUAL

Models 533010CA, 533020CA, 533010CE, 533020CE



CAUTION



Always read and follow instructions on the label of the chemical being used.

Do not use to apply flammable liquids.



IMPORTANT SAFETY INSTRUCTIONS

PERTAINING TO RISK OF FIRE, ELECTRIC SHOCK OR INJURY

1. Read all the instructions before using the appliance.
2. To reduce risk of injury, close supervision is necessary when an appliance is used near children. Do not leave unattended. Store indoors out of reach of children.
3. To disconnect - turn switch to off ("O") position, then remove plug from outlet. Unplug from outlet when not in use.
4. Do not unplug by pulling on cord. To unplug, grasp the plug, not the cord. Protect power cord from heat, oil and sharp edges.
5. This appliance is provided with double insulation and has no serviceable parts. See additional information for Double Insulated Appliances in the instructions provided.
6. To reduce the risk of electric shock, do not put Fogmaster Jr. in water or other liquid. Do not place or store appliance where it can fall or be pulled into a tub or sink.
7. Always follow label instructions for the chemical being applied.
8. Fog particles can be practically invisible and are easily inhaled. Avoid breathing fog output. Wear a mask or respirator as appropriate for the chemical used.

TO AVOID DANGER OF FIRE OR EXPLOSION, DO NOT FOG FLAMMABLE LIQUIDS, ESPECIALLY IN CLOSED AREAS.

SAVE THESE INSTRUCTIONS

SERVICING DOUBLE-INSULATED APPLIANCES

In a double-insulated appliance, two systems of insulation are provided instead of grounding. No grounding means is provided on a double-insulated appliance, nor should a means for grounding be added.

There are **NO USER SERVICEABLE PARTS** in the Fogmaster Jr.

USER MAINTENANCE INSTRUCTIONS

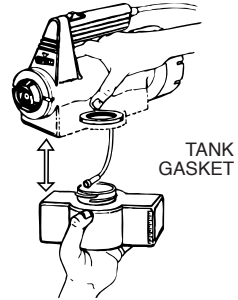
Clean with soap and water using a damp cloth. Do not use oil based cleaners. Do not submerge unit.

The only maintenance required by the Fogmaster jr is occasional cleaning of the liquid filter. Pull filter off the end of the suction connector. Rinse filter with running water to remove particles clinging to its outer surface.

OPERATING INSTRUCTIONS


Prepare Fogging Solution

Dilute fogging chemical as required, mixing enough solution for your application. Twist tank counter-clockwise 90° to remove power head. Add liquid and replace power head, making sure tank gasket is in place.



Connect to Electric Source

To reduce the risk of electric shock, this appliance has a polarized plug (one blade is wider than the other). This plug will fit in a polarized outlet only one way. If the plug does not fit fully in the outlet, reverse the plug. If it still does not fit, contact a qualified electrician to install the proper outlet. Do not change the plug in any way.



If you need a longer power cord, we recommend a garden-type extension cord. Do not use one that is cut, frayed or otherwise damaged. To prevent accidental unplugging, knot the two cords as shown, or use a cord retainer available at many hardware stores at modest cost.

Operation

Slide the power switch to the "on" position. A fine mist will form. Adjust the control knob for the droplet size desired for your work. The Fogmaster jr can produce a range of droplet sizes, from relatively coarse ones which settle quickly to fine fog particles which can float a long distance.

The control knob also regulates the liquid flow rate. After setting the droplet size, you can calculate the liquid flow rate by timing how long it takes to dispense a measured amount of liquid.

If possible, make your application in still air. Otherwise, your chemical may be blown off target. Use an even sweeping motion, making certain to cover the entire target area. Do not over-apply. Since a fine mist is difficult to see, it is usually better to calculate fogging time and volume from the liquid flow rate than to rely on visible indications.

When finished fogging, remove and empty tank. Open control knob and run unit a few seconds to discharge any liquid remaining in internal lines. If you have been fogging liquids containing solids or polymers likely to accumulate, flush residues from internal lines by running unit with clean water (or the appropriate solvent) briefly.

MODEL SPECIFICATIONS

| Model | Voltage VAC | Current A | Tank oz [l] (a) |
|--------|----------------|--------------|--------------------|
| 533010 | 120 | 3.0 | 32 [1] |
| 533020 | 240 | 1.5 | 32 [1] |

(a) For unit with 64 oz tank, specify 5330xx + KUL-0024.

REPLACEMENT PARTS

| <u>Item</u> | <u>Part No.</u> |
|-----------------------------|-----------------|
| Tank (32 oz, 1 L) | JR100 |
| Tank (64 oz, 2 L) | JR102 |
| Tank Gasket, 1/8" (Buna N) | JR501 |
| Tank Gasket, 1/8" (Viton®) | JR502 |
| Suction Tube / Screen Inlet | JR602 |

ONE YEAR LIMITED WARRANTY

This product is warranted for one year from the purchase date against defects in materials and workmanship. If you have a warranty claim, return the unit freight prepaid to The Fogmaster Corporation or an authorized Service Center. We will repair or replace (at our option) any defective parts and return the unit to you.

Motor brushes and tank gaskets are not covered under warranty.

This warranty does not apply to any unit which has been: subject to misuse, neglect or accident; used for a purpose for which it is not designed; altered in any manner; serviced by unauthorized parties; or subjected to any but the specified voltage.

This warranty is limited to the original purchaser only, and does not include claims for incidental or consequential damages resulting from the non-function or malfunction of this product or for breach of any express or implied warranties.

Some states do not allow the exclusion or limitation of incidental or consequential damages, so the above limitation or exclusion may not apply to you. This warranty gives you specific legal rights, and you may also have other rights which vary from state to state.

This Limited Warranty notice replaces any other warranty or guarantee information accompanying this product or appearing in any literature referring to this product. Any implied warranties, including merchantability or fitness for a particular purpose, shall not extend beyond the warranty period.



1051 S.W. 30 Avenue
Deerfield Beach, FL 33442
www.fogmaster.com

Tel: 954/ 481-9975
Fax: 954/ 480-8563
e-mail:info@fogmaster.com